

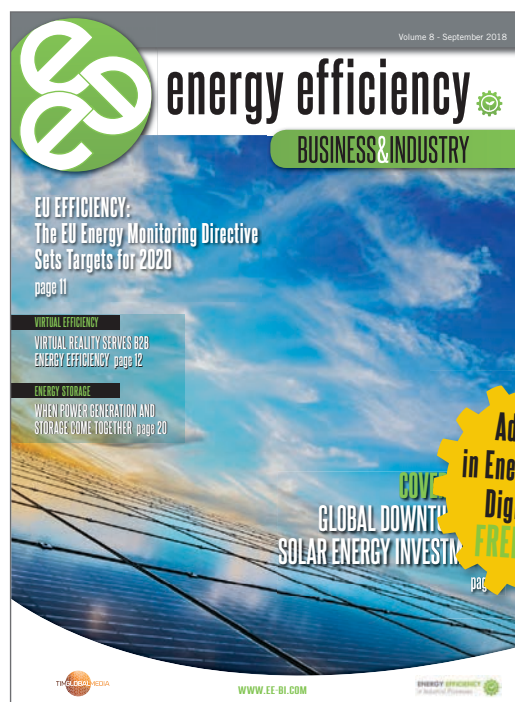
Contents and Specifications

Launched in 2011, **Energy Efficiency Business & Industry (EEBI)** aims to offer a complete and up-to-date overview on technologies and cutting-edge products for industrial energy efficiency.

Market, business and most recent European policies are investigated and presented, providing customers and prospects the most useful and detailed information and tools, to help them take the right decisions inside their companies to achieve energy saving and cost reduction. Industrial Energy Management is also a common thread when it comes to energy efficiency as much as sustainability and emission control.

Living the Fourth Industrial Revolution, this year the main topics of the three issues of EEBI will be: Digital Energy, Virtual Power Plants, Energy Monitoring Systems, Smart Factories. Furthermore, themes like Heat Pump Efficiency, Energy Storage, Cogeneration & Renewable Energy and Biomass will be put in spotlight in the magazine with dedicated sections, within which you will find interesting and innovative product news, applications stories and technical articles.

Language: English - Launched: 2011



22.917

Total subscribers

19.000

Website visitors per month

Main Topics

- Digital Energy
- Energy Saving
- Energy Management
- Cogeneration
- Power Grids
- Energy Storage
- E-Mobility



Marta Roberti

Editor - Energy Efficiency Business & Industry
m.roberti@tim-europe.com

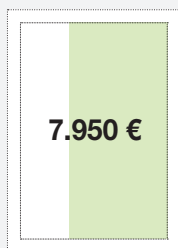
Advertisement Rates and Specifications



9.590 €

1/1 page

- 210 x 285 mm +5 mm bleed
- *180 x 259 mm



7.950 €

2/3 page vertical

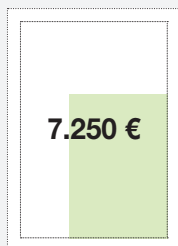
- *119 x 259 mm



7.950 €

2/3 page horizontal

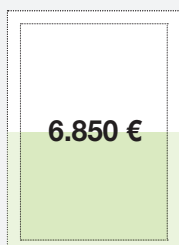
- *180 x 171 mm



7.250 €

1/2 page island

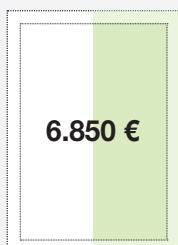
- *119 x 170 mm



6.850 €

1/2 page horizontal

- 210 x 138 mm +5 mm bleed
- *180 x 125 mm



6.850 €

1/2 page vertical

- 103 x 285 mm +5 mm bleed
- *88 x 259 mm



4.050 €

1/3 page horizontal


- 210 x 98 mm +5 mm bleed
- *180 x 80 mm



4.050 €

1/3 page vertical

- 72 x 285 mm +5 mm bleed
- *57 x 259 mm



2.750 €

1/4 page

- *88 x 125 mm



1.450 €

1/8 page

- *88 x 57 mm

***Type area, centered**

Dimensions (width x depth). Prices in Euro (Excl. VAT). Trim size 210 x 285 mm

Special positioning

Inside front, inside back, outside back: +15%
Cover story, Cover presence incl. three inner pages, inserts: pricing and further information on request

Publishing Schedule 2019

Issue	Focus	Shows/Events	Dates
4 April Closing Date 01.03 Mailing Date 26.03	Show issue: Hannover Messe Digital Energy Heat Pump Efficiency	World Future Energy Summit, Abu Dhabi World Sustainable Energy Days, Wels/Austria New Energy, Husum Mena New Energy, Dubai Hannover Messe, Hannover Energy Harvesting & Storage Europe, Berlin Smart Cities EE & RE, Sofia PCIM Europe Electrical Energy Storage, Munich Intersolar Europe, Munich BioEnergy Congress and Expo	14-17.01 27.02-01.03 21-24.03 26-27.03 01-05.04 10-11.04 16-18.04 07-09.05 15-17.05 15-17.05 06-07.06
9 September Closing Date 23.08 Mailing Date 17.09	Energy Monitoring Systems Energy Storage Smart Factories		
11 November Closing Date 11.10 Mailing Date 05.11	Virtual Power Plants Cogeneration & Renewable Energy Biomass	Key Energy, Rimini SPS IPC Drives, Nuremberg	November 26-28.11






Readership Profile 2019

Print + Digital: Circulation 2019

By industry	Suscribers	%
Industrial Chemicals	2.584	11%
Agricultural Chemicals	193	1%
Pharmaceuticals & Cosmetics	293	1%
Plastics, Rubber, Petroleum	1.145	5%
Food, Drinks, Tobacco	872	4%
Textile, Apparel, Leather	663	3%
Lumber, Wood, Furniture	284	1%
Paper & Printing	523	2%
Stone, Clay, Glass	264	1%
Primary Metals	541	2%
Other Processing	397	2%
Fabricated Metal Products	778	3%
Machinery (Except Electrical)	3.443	15%
Electric, Electronic, Computing	2.148	9%
Scientific, Measuring, Control	1.306	6%
Automotive, Aircraft, Transportation	1.147	5%
Other Manufacturing	1.396	6%
Energy & Water Supply	936	4%
Engineering, Consulting, Contractors	3.558	16%
Public Administration, Government, Defense	446	2%
TOTAL	22.917	100%

Source: Publisher's Projection 2019

By geographical area	Suscribers	%
Austria	331	1%
Belgium	1.194	5%
Denmark	236	1%
Finland	224	1%
France	3.667	16%
Germany	4.714	21%
Greece	381	2%
Ireland	204	1%
Israel	216	1%
Italy	2.983	13%
Netherlands (The)	1.318	6%
Norway	171	1%
Portugal	423	2%
Spain	1.194	5%
Sweden	357	2%
Switzerland	493	2%
Turkey	700	3%
UK	3.224	14%
Eastern Europe	887	4%
TOTAL	22.917	100%

By job function	Suscribers	%
General & Corporate Management 	15.206	66%
Product Design Engineering 	2.038	9%
Systems Design Engineering 	1.359	6%
Production Engineering 	1.882	8%
Operations/Maintenance Engineering 	2.432	11%
TOTAL	22.917	100%